

DRUG SALES APPLICATION PROGRAM AT Y FARMA IN KUNINGAN

Rafi Farizki

Syntax Investment, Sumber Cirebon, Jawa Barat, Indonesia

Email: rafirafizki90@gmail.com

Article Information:

Received

Revised

Accepted

Keywords:

programs; drug sales application; customer service and satisfaction

Abstract

In order to improve customer service and satisfaction. As well as to follow the competition of the present, then in the process of data processing must be fast and accurate. Therefore, informatics technology in the form of computers is very important in the midst of the company's activities in an effort to improve the company's performance in achieving progress. For data collection by this method, the author may gather information relevant to topics and problems that will or is being researched, by studying scientific books, the internet, scientific papers, theses and dissertations, yearbooks, rules, encyclopedias and written and electronic sources

Introduction

Sales play an important role in businesses engaged in trading. This is because sales have a function as a source of income (Purnomo, 2017). Pharmacy Y is a business that is engaged in the sale of drugs in retail where buyers make sales transactions directly by coming to the store. Recording of transactions is still done manually and has shortcomings in terms of the data search process which still takes a long time, the accumulation of files with the risk of losing data so that it is often difficult to find out the results of the sale of goods. For this reason, a sales application was made at the pharmacy that was able to overcome the problem that happened (Imansari, 2016).

Potik is one type of business in the field of medicine that really requires a data processing information system to simplify and expedite its performance. Currently, there are still a lot of writing or recording of data (drugs) at pharmacies that are done conventionally. Quite a lot of pharmacies are still empowering human labor to process the existing data in order to facilitate their business (Ariestya, Praptiningsih, & Saputra, 2017).

Pharmacy Y is one of the pharmacies that regulates management in a conventional manner, namely processing data by recording both sales and purchases of goods into a book (Tambariki, 2016). Because the conventional system makes the pharmacy's performance less effective and efficient. And for the process of calculating drug sales using only conventional methods, namely by using a calculator (Binarto, 2012). To calculate and process drug sales data that is done conventionally will take a lot of time and effort, not to mention errors that are prone to occur. Usually the incoming data will be recorded in a book, this recording is not an easy job and besides it takes time it is also very draining. In addition, the preparation of data on existing pharmacies will also be hampered by the implementation of conventional management methods (Malanua, 2019).

How to cite:

Farizki.R, (2020), Drug Sales Application Program at Y Farma in Kuningan, 1 (2) *Journal of Business, Social and Technology (Bustechno)* <https://doi.org/10.46799/jbt.v1i2.40>

E-ISSN:

2807-6362

Published by:

CV. Syntax Corporation Indonesia

In the era of globalization, technology development is very rapid. One of them is the development of computerized technology. In the development of computerized technology, its use in data management and management is very necessary. Because the advantages of this computerized technology is that it can produce precise and accurate information (Indrajani, 2014). The development of computerized technology has developed in the world of health. For example, computerized technology in pharmacies-pharmacies. Pharmacy is a certain place where pharmaceutical work is carried out and distribution of pharmaceutical preparations, other health supplies to the public, based on the Decree of the Minister of Health No. 1027/MenKes/SK/IX/2004 concerning Pharmaceutical Services at Pharmacies. Pharmacies in the Prabumulih City environment in processing drug data, checking drug supplies and transactions (Purbasari, 2017).

In order to improve customer service and satisfaction. As well as to follow the competition of the present, then in the process of data processing must be fast and accurate. Therefore, informatics technology in the form of computers is very important in the midst of the company's activities in an effort to improve the company's performance in achieving progress (Komputer, 2010).

In reality there is, often incorrect and inaccurate data occurs. So there is often data loss, due to lack of efficiency in the process of data processing carried out on mustika farma, so there is a decrease in turnover in sales (Sutabri, 2012).

Based on the inaccuracy of data in a data processing in mustika farma still use the ledbook, so often there are errors and data loss in the processing process. So with the background above the author gave the title of This Final Task "Drug Sales Application Program At Mustika Farma In Bekasi".

Method

In the creation of this final task, the author requires all information and data obtained by a method of data collection that is voluntary and related to the needs of completing the Final Task. The methods carried out as follows:

1. Field Studies

It is a research design that combines literature searches and surveys based on experience or case studies where researchers attempt to identify important variables and balance between them in a particular problem. Field studies can include observations and interviews of the objects studied.

a. Observation

The method is carried out to systematically identify data done either by paying attention directly or indirectly to the objects studied and taking visual data according to research needs so that no data is missed in the creation of sales application programs on mustika farma using visual basic 6.0 and Microsoft access.

b. Interview

Is a technique of collecting data, news, facts and information in the field that the process can be done by asking directly to the parties who can provide information about the problem that is being researched or indirectly such as making telephone, email and letter (written interview).

2. Literature Studies

For data collection by this method, the author may gather information relevant to topics and problems that will or is being researched, by studying scientific books, the internet, scientific papers, theses and dissertations, yearbooks, rules, encyclopedias and written and electronic sources.

Results and Discussion

A. System Design

1. Entity Relationship Diagram / ERD

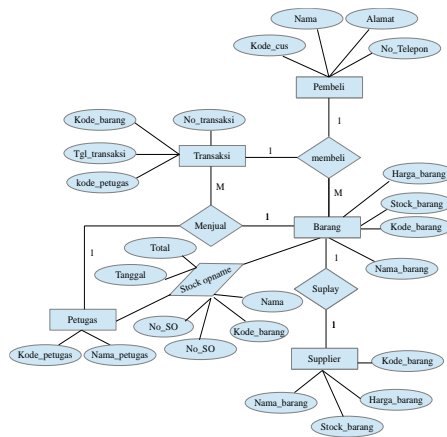


Figure 1
Entity Relationship Diagram

1. Program View Design

a. Login Display Screen Design

Kode petugas :

Nama :

Paswword:

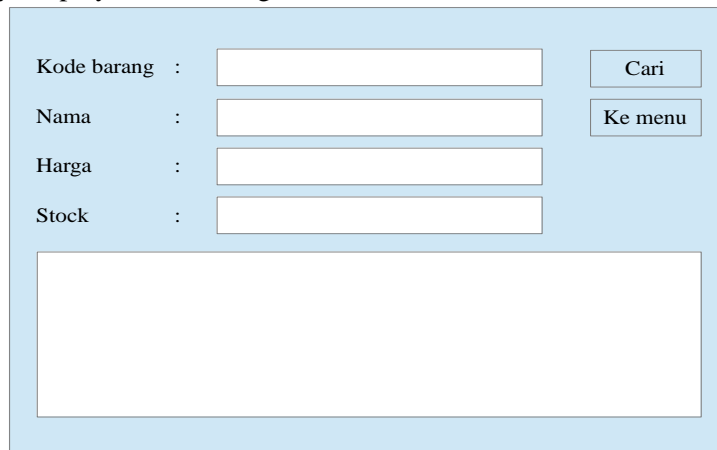
Figure 2
Login View

b. Main Menu Screen Display Design

Master	Proses	Transaksi	Riport	Exit
--------	--------	-----------	--------	------

Figure 3
Main Menu View

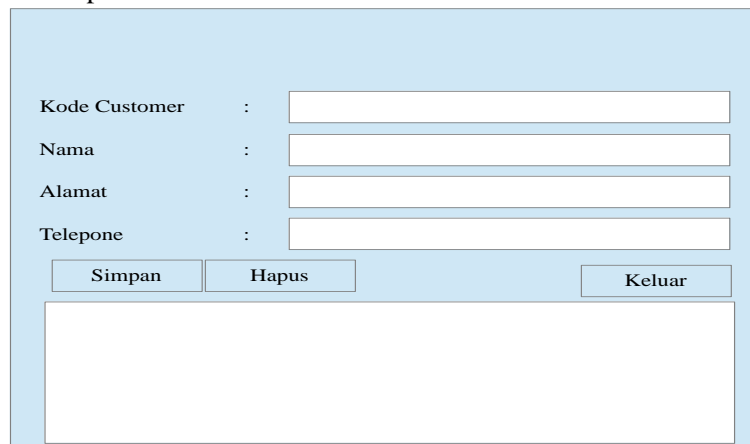
c. Inventory Display Screen Design



The screenshot shows a light blue web form for inventory display. It features four input fields on the left, each with a label and a colon: 'Kode barang', 'Nama', 'Harga', and 'Stock'. To the right of these fields are two buttons: 'Cari' (Search) and 'Ke menu' (Go to menu). Below the input fields is a large, empty white rectangular area, likely intended for displaying search results or a list of items.

Figure 4
Display Inventory

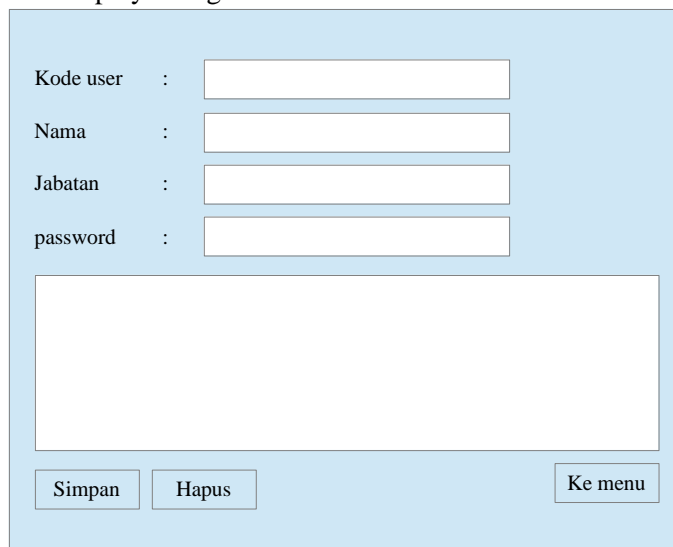
d. Rancangan Tampilan Customer



The screenshot shows a light blue web form for customer registration or editing. It contains four input fields with labels: 'Kode Customer', 'Nama', 'Alamat', and 'Telepone'. Below the input fields are three buttons: 'Simpan' (Save), 'Hapus' (Delete), and 'Keluar' (Exit). A large, empty white rectangular area is positioned below the buttons, intended for displaying customer details or a list.

Figure 5
Customer View Design

e. Officer Screen Display Design



The screenshot shows a light blue web form for officer registration or editing. It includes four input fields with labels: 'Kode user', 'Nama', 'Jabatan', and 'password'. At the bottom of the form are three buttons: 'Simpan' (Save), 'Hapus' (Delete), and 'Ke menu' (Go to menu). A large, empty white rectangular area is located above the buttons, intended for displaying officer information or a list.

Figure 6
Officer Display

f. Rancangan Display Goods

Figure 7
Display of Goods Data

g. Supplier Display Design

Figure 8
Display Suplayer

h. Stock Ofname Display View

Figure 9
Stock Display Ofname

i. Sales View Design

The form for Sales View Design includes the following fields and controls:

- Input fields for: No transaksi, Tanggal, Kode petugas, and Nama.
- A table with columns: Kode barang, Nama, Harga, Jumlah, and Total.
- A large empty rectangular area for listing items.
- Buttons: Hapus, Simpan, Cetak, and Keluar.
- Summary fields: Total barang, Total bayar, Bayar, and Kembalian.
- A 'Tambah' button located near the bottom right of the table area.

Figure 10
Sales View

j. Goods Receipt Display Design

The form for Goods Receipt Display Design includes the following fields and controls:

- Input fields for: Nota beli, Tanggal, Kode, nama, and Alamat, no telp.
- Input fields for: Kode, nama brg, Jumlah barang, Total harga, and Harga pokok.
- A large empty rectangular area for listing items.
- Buttons: Simpan and Keluar.
- Summary fields: Total bayar, Bayar, Total barang, and Sisa kembalian.
- A 'Tambah' button located at the bottom right of the table area.

Figure 11
Display of Goods Receipt

k. Draft Sales Report

The form for Draft Sales Report includes the following fields and controls:

- Radio button options for: Per hari / per tanggal, Per Periode, Per Bulan, and Global.
- Input fields for: Date (S/D), Bulan ke, and Tahun.
- Buttons: Cetak and Close.

Figure 12
Sales Report

1. Design Purchase Report

Figure 13
Purchase Report

m. Draft Stock Opname Report

Figure 14
Stock Opname Report

2. Implementation

1. Relationships Between Tables

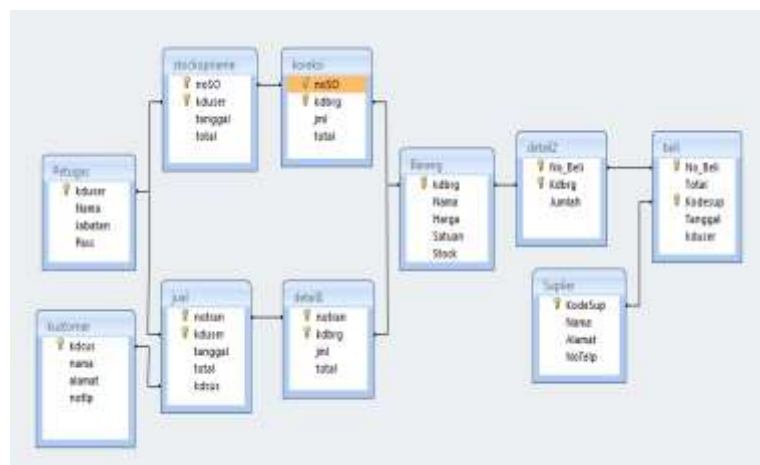


Figure 15

Relationships Between Tables

2. Database Structure

- a. Officer Table
 - Database Name : Officer
 - Media : Harddisk
 - Key Field : kduser
 - Organization Files : Microsoft Access

**Table 1
Database Structure officer**

No	Name	Type	Size	Description
1	Kduser	Text	7	Primery Key
2	Name	Text	25	
3	Position	Text	20	
4	Pass	Text	8	

- b. Goods Table
 - Database Name : Goods
 - Media : Harddisk
 - Key Field : kdbrg
 - Organization Files : Microsoft Access

**Table 2
Goods Database Structure**

No	Name	Type	Size	Description
1	Kdbrg	Text	13	Primery Key
2	Name	Text	25	
3	Price	Number		
4	Unit	Text	10	
5	Stock	Number		

- c. Custom Tables
 - Database Name : Customer
 - Media : Harddisk
 - Key Field : kdcus
 - Organisasi File : Microsoft Access

**Table 3
Custom Database Structure**

No	Name	Type	Size	Description
1	Kdcus	Text	10	Primery Key
2	Name	Text	25	
3	Address	Text	30	
4	No phone	Text	14	

- d. Table Stock Opname
 - Database Name : Stockopname
 - Media : Harddisk
 - Key Field : Noso
 - Organization Files: Microsoft Access

Table 4
Opnam Stock Database Structure

No	Nama	Type	Size	Description
1	Noso	Text	6	Primery Key
2	Kduser	Text	7	
3	Date	Date/Time		
4	Total	Text	10	

e. Table koreksi

Database Name : Koreksi

Media : Harddisk

Key Field : Noso

Organization Files: Microsoft Access

Table 5
Correction Database Structure

No	Name	Type	Size	Keterangan
1	Noso	Text	6	Primery Key
2	Kdbrg	Text	13	
3	Amount	Text	6	
4	Total	Text	10	

f. Tabel Jual

Nama Database : Jual

Media : Harddisk

Key Field : notran

Organization Files: Microsoft Access

Table 6
Sell Database Structure

No	Name	Type	Size	Description
1	Notran	Text	6	Primery Key
2	Kduser	Text	7	
3	Date	Date/Time		
4	Total	Text	10	
5	Kdcus	Text	10	

g. Tabel detail1

Database Name : Detail1

Media : Harddisk

Key Field : notran

Organization Files: Microsoft Access

Table 7
Database Structure Details1

No	Name	Type	Size	Description
1	Notran	Text	6	Primery Key
2	Kdbrg	Text	13	
3	Amount	Text	6	
4	Total	Text	10	
5	Kdcus	Text	10	

h. Table Supplier

Database Name : Suplier

Media : Harddisk

Key Field : kodesup

Organization Files: Microsoft Access

Tabel 8
Struktur Database Supplier

No	Nama	Type	Size	Keterangan
1	Kodesup	Text	6	Primery Key
2	Nama	Text	35	
3	Alamat	Text	50	
4	Notelp	Text	14	

i. Tabel Beli

Nama Database : Beli

Media : Harddisk

Key Field : No_Beli

Organisasi File : Microsoft Access

Tabel 9
Struktur Database Beli

No	Nama	Type	Size	Keterangan
1	No_Sell	Text	6	Primery Key
2	Total	Currency		
3	Kodesup	Text	6	
4	Date	Date/Time		
5	Kduser	Text	7	

j. Table Detail 2

Database Name : Detail2

Media : Harddisk

Key Field : Noso

Organization Files : Microsoft Access

Table 10
Database Structure Details2

No	Name	Type	Size	Description
1	No_Sell	Text	6	Primery Key
2	Kdbrg	Text	13	
3	Amount	Numeric		

3. Program input and output display

a. Program input view

1) Form login

The image shows a login window titled "Login". It contains three input fields: "Kode Petugas:", "Nama :", and "Password :". Below the fields are two buttons: "Login" and "Batal".

Figure 16
Form login

2) Form Main menu

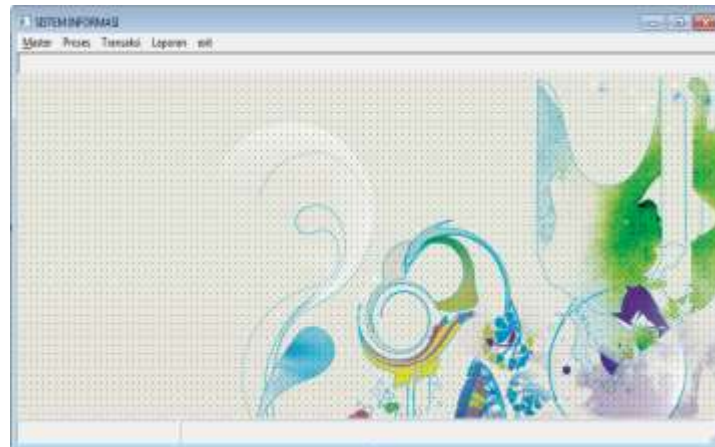


Figure 17
Main Menu Form

3) Form Inventory

The image shows an inventory form window titled "Data Barang". It has a section for "Inventori" with search fields for "KODE BARANG:", "NAMA:", "HARGA:", and "STOK:". There are two buttons: "CARI" and "KE MENU". Below the search fields is a table with the following data:

kode barang	Nama	Harga	Satuan	Stock
328	mayo 10 g	4000	pcs	5
541	selection 180 pcs	10000	pcs	5
11334	idhgdg	87586	pcs	
351531	dhdh	4363463	pcs	

Gambar 18
Form Inventory

4) Form Customer

Kode Customer	Nama	Alamat	No Telepon
123	Jajang nur	jl. cipendawa	090676575
124	Jainudin	jl. juanda	0217879585

Gambar 19
Form Customer

5) Form Officer

UserID	Nama	Jabatan
1207	Jajang	Kepala Toko
1208	adit	Asisten Kepala Toko
1209	adi	Crew

Figure 20
Officer Form

6) Form Goods

kode barang	Nama	Harga	Satuan	Stock
124	Dulkolak 4s	4000	pos	2
111	Dekolgen 10s	11000	pos	2
112	Snanafu 45	12000	Pos	3
2121	ouson	4000	Pos	

Gambar 21
Form Goods

7) Form Supplier

KodeSup	Nama	Alamat	NoTelp
B01	Samudra	Jl. Nusa Indah 2 Cikarang	(021) 8826000
B02	Andi	Jl. Lorok No. 123 Bandung	(021) 8262729

Gambar 22
Form Supplier

8) Form Stock Opname

Gambar 23
Form Stock Opname

9) Sales Data Form

Figure 24
Sales Form

10) Purchase Report

Laporan Penjualan

Per Hari / Per Tanggal //

Per Periode 06/09/2016 S/D 06/09/2016

Per Bulan Bulan Ke Tahun 2016

Global

Cetak Close

Figure 25
Purchase Report

11) Sales Report

formlappembelian

Per Hari / Per Tanggal //

Per Periode 06/09/2016 S/D 06/09/2016

Per Bulan Bulan Ke Tahun 2016

Global

Cetak Close

Figure 26
Sales Report

12) Report Stock Opname

FrmlapSO

Per Hari / Per Tanggal //

Per Periode 06/09/2016 S/D 06/09/2016

Per Bulan Bulan Ke Tahun 2016

Global

Cetak Close

Figure 27
Stock Opname Report

4. Compile program / Program end result

- a. Go To Star Select All Programs And Select Microsoft Visual Studio 6.0



Figure 28
initial display entry all programs

- b. Open project on file menu, select open project and find project to compile



Figure 29
initial display of basic visual entry 6.0

- c. After the project appears, select the file menu and click make sales.exe, then ok



Figure 30
process view make setup.exe

- d. To display shortcut, right-click on the desktop, then select new, and then click shortcut, the resulting create shortcut display will appear

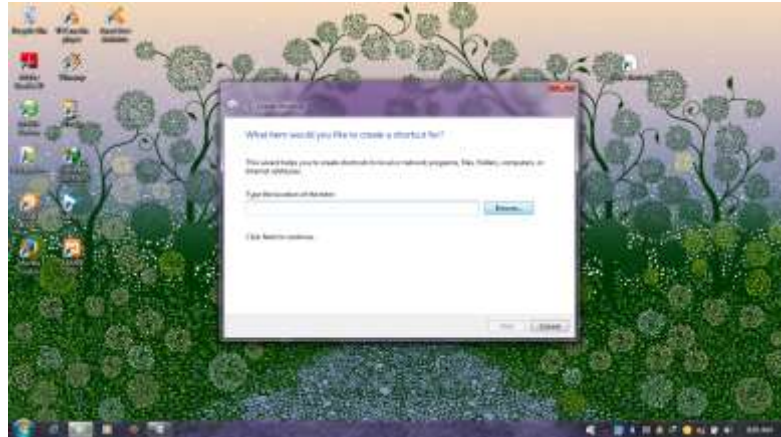


Figure 31
view of the project search process

- e. Find pile projects that have been compiled that will be displayed on the desktop



Figure 32
view of the project search process

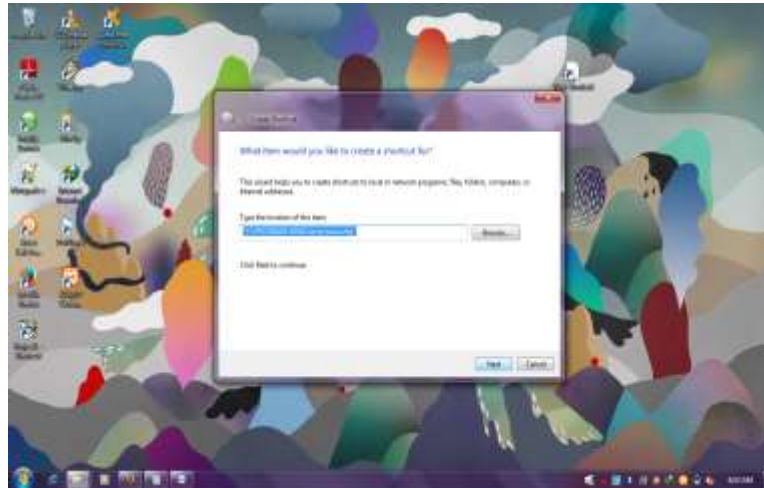


Figure 33
process view

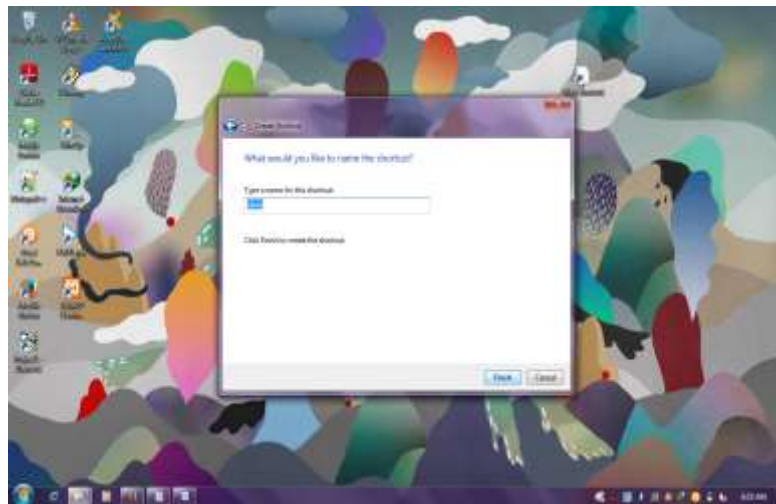


Figure 34
display complete

Conclusion

The rapid advancement of technology, especially in the use of computers, makes users apply this technology in running their business in all fields. Nowadays there are many application programs that can support educational activities, offices and businesses. By utilizing this application program, users will be easier to manage and present computerized data and more efficiency. Based on the creation of this application program can be concluded as follows: 1) All data processing processes such as data entered, stored, edited, and deleted data can be done precisely and accurately. 2) Processing of computerized data so that when searching data can be done quickly because the data has been stored neatly and regularly. 3) Business development can be seen quickly because report making is very easy, fast and accurate. 4) Sales transactions are better with a fast calculation process. 5) This application program can be used on a growing computer system.

REFERENCES

- Ariestya, Winda Widya, Praptiningsih, Yulia Eka, & Saputra, Ridany. (2017). Pembuatan Aplikasi Penjualan Pada Apotik Lestari. *Jurnal Ilmiah Fifo*, 7(1), 45–55.
- Binarito, Suryo. (2012). *Tip & Trik Membuat Program Penjualan Menggunakan Visual Basic 6.0*. Mediakita.
- Imansari, Mellynda Dewi. (2016). *Analisis Strategi Pemasaran Perumahan Syariah Ditinjau Dari Segi Marketing Mix (7p's) Di D'ahsana Property Pusat Malang*. Uin Sunan Ampel Surabaya.
- Indrajani, S. (2014). *Kom., Mm Pengantar Sistem Basis Data Case Study All In One*. Pt Elex Media Komputindo, Jakarta.
- Komputer, Wahana. (2010). *Top Tips & Trik Microsoft Accses 2007*. Andi Publisher.
- Malanua, Jusuf L. (2019). Aplikasi Penjualan Obat Dan Peralatan Pertanian Berbasis Android. *Semantech (Seminar Nasional Teknologi, Sains Dan Humaniora)*, 1(1), 108–112.
- Purbasari, Yuntari. (2017). Rancang Bangun Aplikasi Penjualan Dan Persediaan Obat Pada Apotek Merben Di Kota Prabumulih. *Jsk (Jurnal Sistem Informasi Dan Komputerisasi Akuntansi)*, 1(1), 81–88.
- Purnomo, Dwi. (2017). Model Prototyping Pada Pengembangan Sistem Informasi. *Jimp-Jurnal Informatika Merdeka Pasuruan*, 2(2).
- Sutabri, Tata. (2012). *Analisis Sistem Informasi*. Penerbit Andi.
- Tambariki, Canitgia. (2016). *Keefektifan Upaya Demarketing Anti Smoking Campaigns Dan Tobacco Package Warning Labels Terhadap Intention To Quit Smoking Pada Konsumen Rokok Putih Di Jakarta*. Stie Indonesia Banking School.

Copyright holder :

Rafi Farizki (2020)

First publication right :

[Journal of Business, Social and Technology \(Bustecho\)](#)

This article is licensed under:

